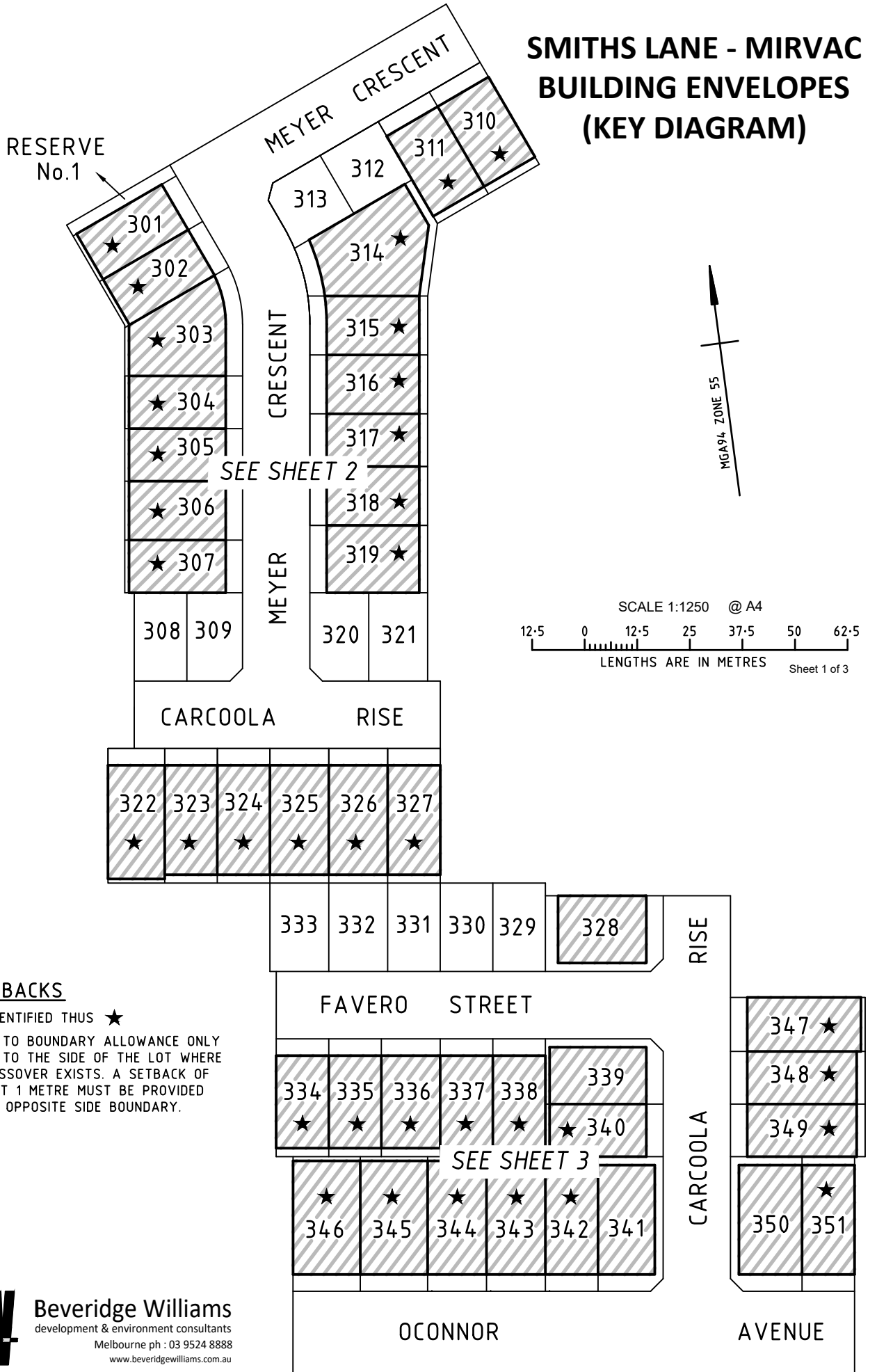


SMITHS LANE - MIRVAC BUILDING ENVELOPES (KEY DIAGRAM)



SIDE SETBACKS

FOR LOTS IDENTIFIED THIS ★

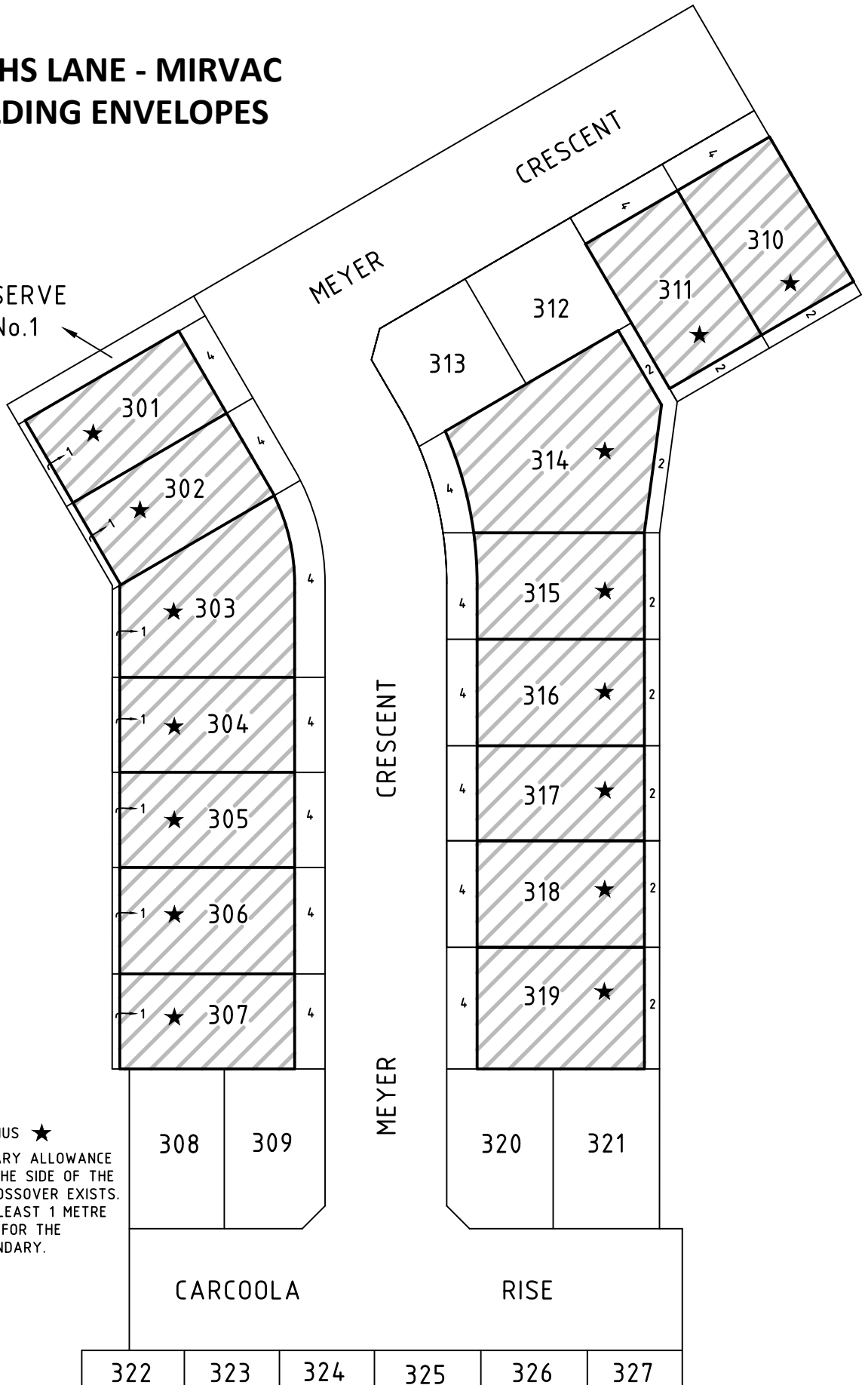
- A BUILD TO BOUNDARY ALLOWANCE ONLY APPLIES TO THE SIDE OF THE LOT WHERE THE CROSSOVER EXISTS. A SETBACK OF AT LEAST 1 METRE MUST BE PROVIDED FOR THE OPPOSITE SIDE BOUNDARY.



Beveridge Williams
development & environment consultants
Melbourne ph : 03 9524 8888
www.beveridgewilliams.com.au

SMITHS LANE - MIRVAC BUILDING ENVELOPES

RESERVE
No.1



SIDE SETBACKS

FOR LOTS IDENTIFIED THIS ★

- A BUILD TO BOUNDARY ALLOWANCE ONLY APPLIES TO THE SIDE OF THE LOT WHERE THE CROSSOVER EXISTS. A SETBACK OF AT LEAST 1 METRE MUST BE PROVIDED FOR THE OPPOSITE SIDE BOUNDARY.

CARCOOLA

RISE

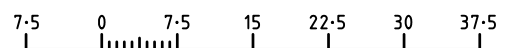
322 | 323 | 324 | 325 | 326 | 327

SEE SHEET 3



Beveridge Williams
development & environment consultants
Melbourne ph : 03 9524 8888
www.beveridgewilliams.com.au

SCALE 1:750 @ A4

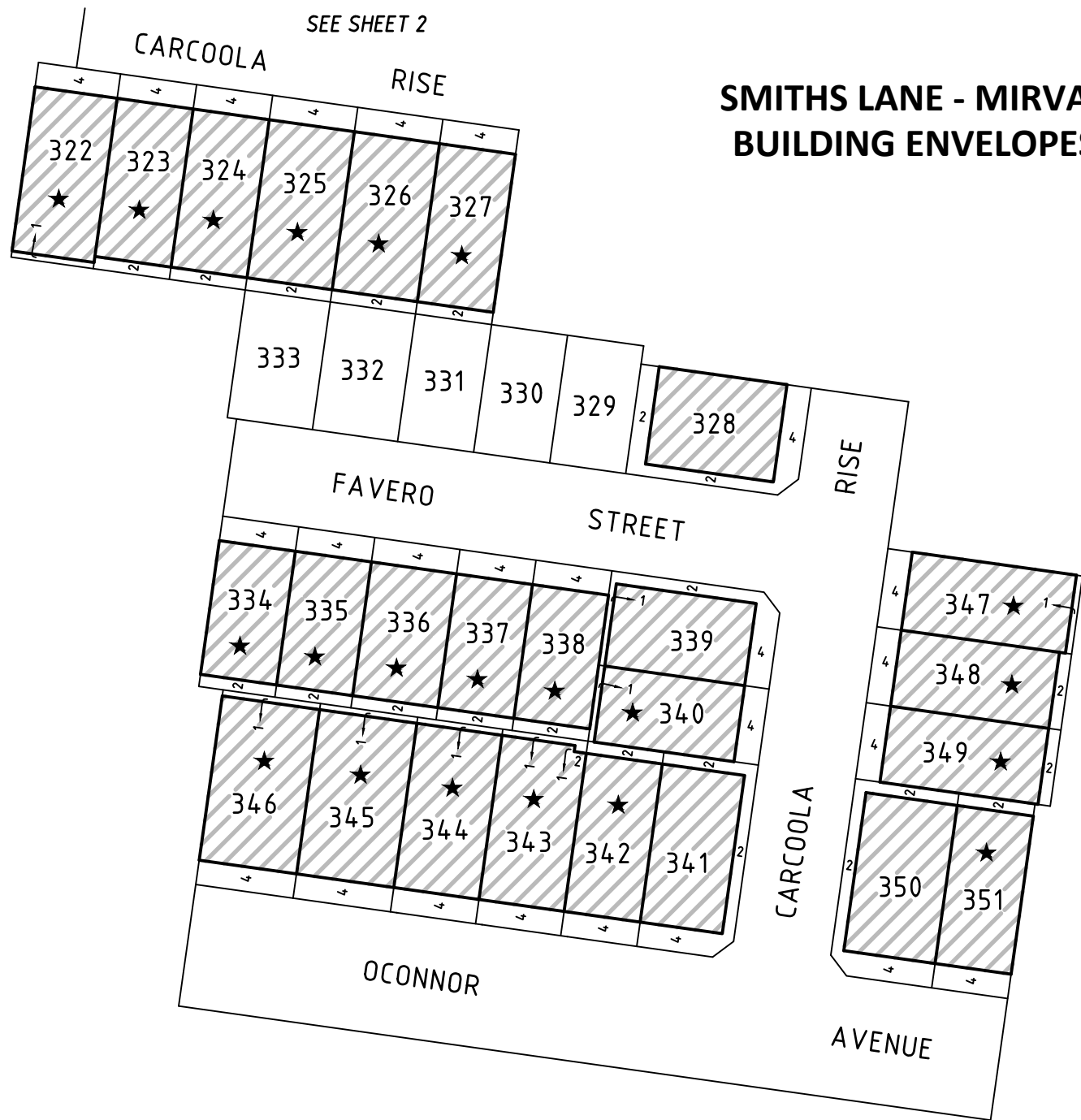



LENGTHS ARE IN METRES

Sheet 2 of 3

SMITHS LANE - MIRVAC BUILDING ENVELOPES

SEE SHEET 2

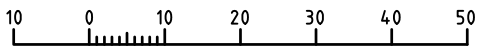


SIDE SETBACKS

FOR LOTS IDENTIFIED THUS ★

- A BUILD TO BOUNDARY ALLOWANCE ONLY APPLIES TO THE SIDE OF THE LOT WHERE THE CROSSOVER EXISTS. A SETBACK OF AT LEAST 1 METRE MUST BE PROVIDED FOR THE OPPOSITE SIDE BOUNDARY.

SCALE 1:1000 @ A4



LENGTHS ARE IN METRES

Sheet 3 of 3



Beveridge Williams

development & environment consultants

Melbourne ph : 03 9524 8888

www.beveridgewilliams.com.au

Ref: 1101438/3 Ver C

1101438-03-BE-Ver C.dwg