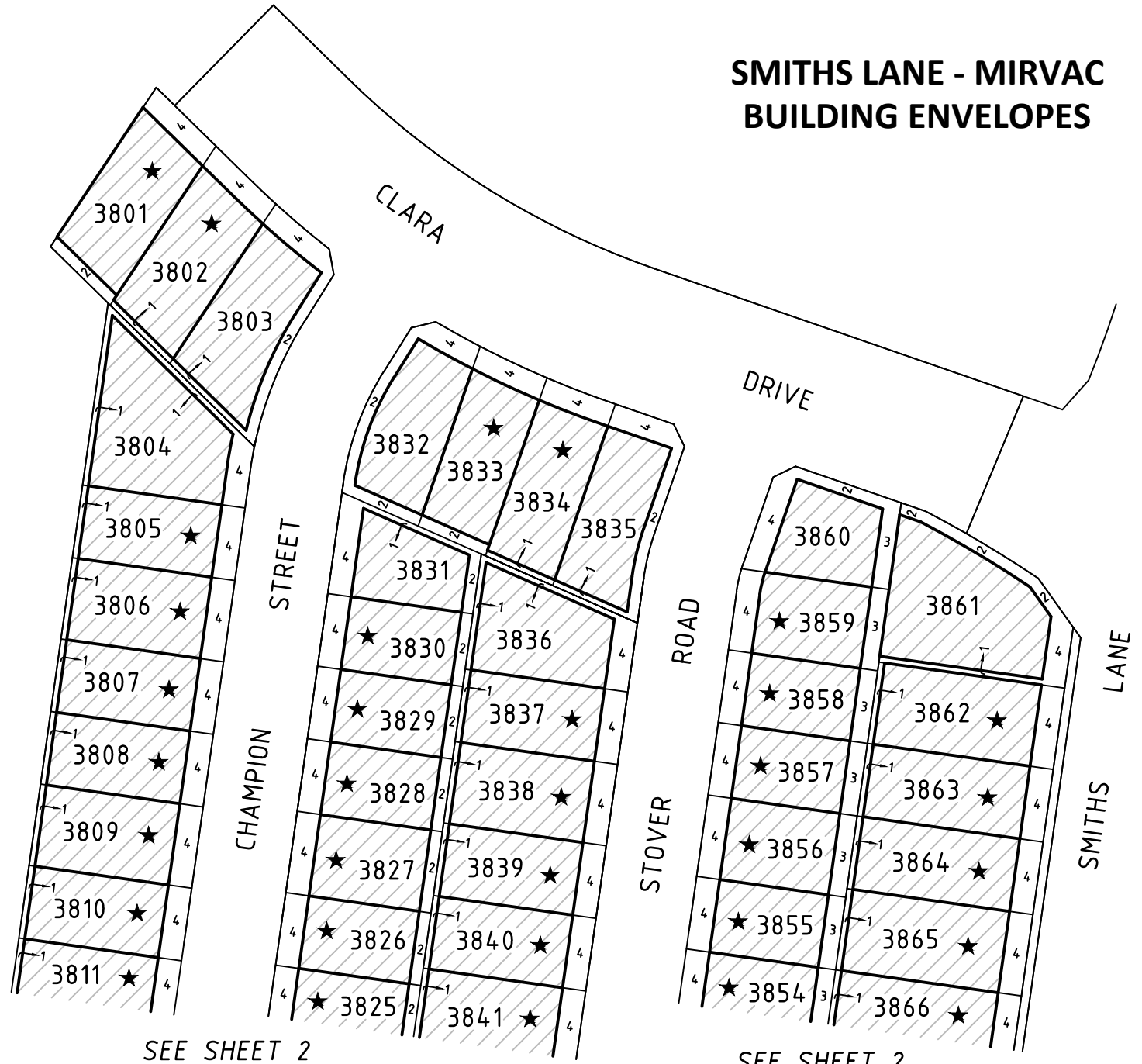
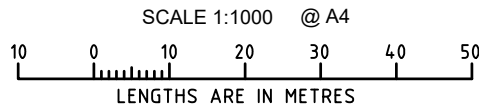


SMITHS LANE - MIRVAC BUILDING ENVELOPES



SIDE SETBACKS

- FOR LOTS IDENTIFIED THUS ★
- A BUILD TO BOUNDARY ALLOWANCE ONLY APPLIES TO THE SIDE OF THE LOT WHERE THE CROSSOVER EXISTS. A SETBACK OF AT LEAST 1 METRE MUST BE PROVIDED FOR THE OPPOSITE SIDE BOUNDARY.



BW Beveridge Williams
 development & environment consultants
 Melbourne ph : 03 9524 8888
 www.beveridgewilliams.com.au

Ref: 1101438/38 Ver C
 1101438-38-BE-Ver C.dwg

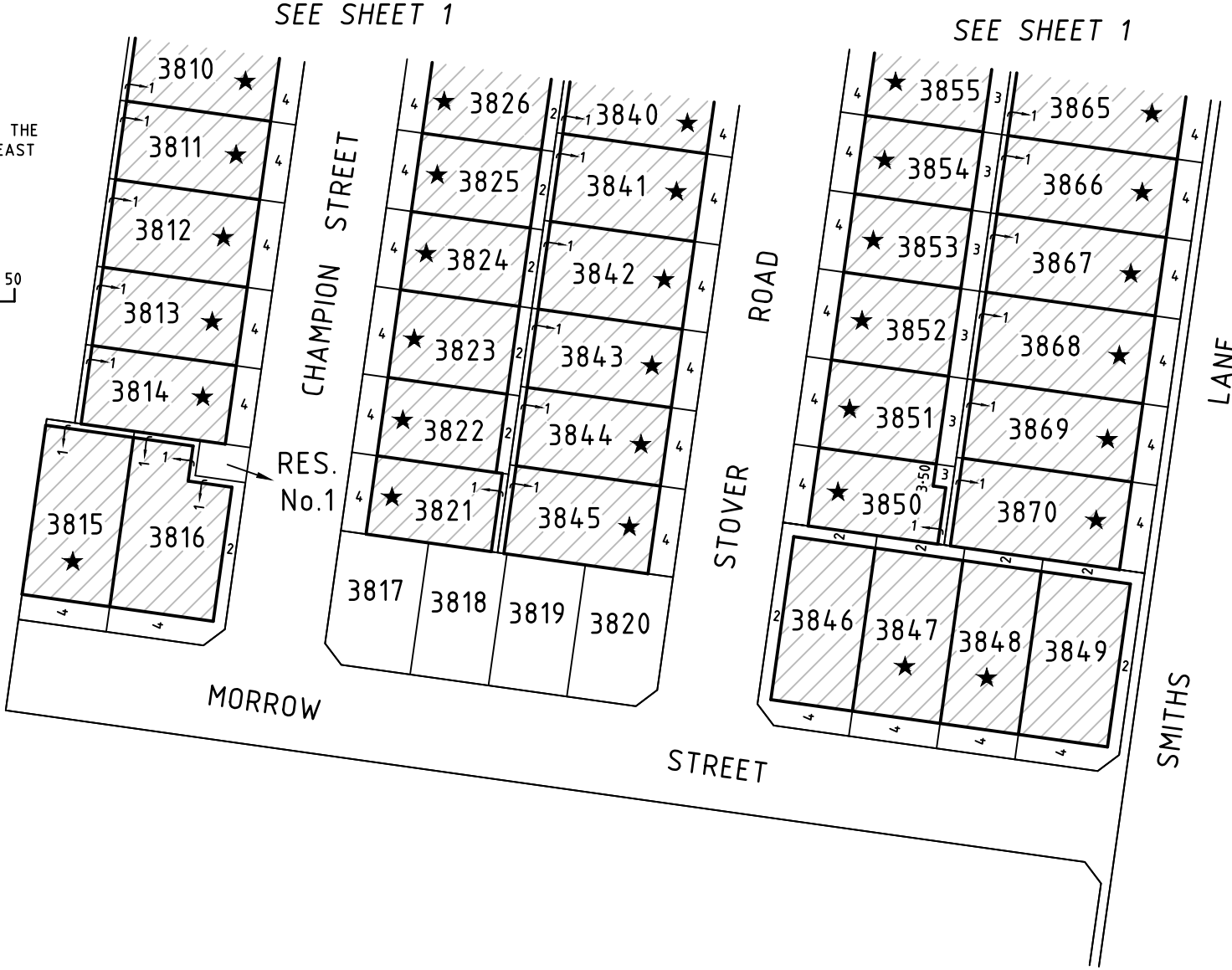

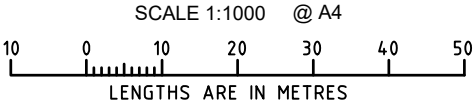
SEE SHEET 2

SEE SHEET 2

SMITHS LANE - MIRVAC BUILDING ENVELOPES

SIDE SETBACKS

- FOR LOTS IDENTIFIED THUS ★
- A BUILD TO BOUNDARY ALLOWANCE ONLY APPLIES TO THE SIDE OF THE LOT WHERE THE CROSSOVER EXISTS. A SETBACK OF AT LEAST 1 METRE MUST BE PROVIDED FOR THE OPPOSITE SIDE BOUNDARY.



BW Beveridge Williams
 development & environment consultants
 Melbourne ph : 03 9524 8888
 www.beveridgewilliams.com.au

Ref: 1101438/38 Ver C
 1101438-38-BE-Ver C.dwg